

CCD Guide - Your Window Into the Universe

A project of Astronomischer Arbeitskreis Salzkammergut, Gahberg, Austria

At a glance: the highlights

- 1 Close to **5000 top astroimages** from world class astrophotographers!
Who took all those pictures?
- 2 Keep track of the images by using our elaborate image browser.
Which images are in the data base?
- 3 The ObjectTracker supports you in **planning** your astro-night.
When is the best time for my object?
- 4 The ObjectMarker helps you by doing a **plate solve** for your image.
What is around my object?

Image Browser and navigator

A typical screenshot from the Image Browser, the heart of the CCD Guide. In the middle, you see the filter options and additional functions, the lower part contains the search results and on top there are details and images from the selected object. To the right, you see the navigator.

A powerful tool

- 1 The Browser is the **entry point** to the image data base and to the observation planning module.
- 2 Robust **identifier resolution** M45, Melotte 22, Plejades - all will lead you to the same object.
- 3 The Browser integrates information from **web services** like sky-map, Aladin etc. in its display.
- 4 The **navigator** is the central control element. It allows you to move around the different modules.

Three small images ...



Gerald Rhemann, Comet C/2013 X1 and NGC 7239

... taken from the CCD Guide ...



Rolf Geissinger, NGC 2264 (Cone nebula)

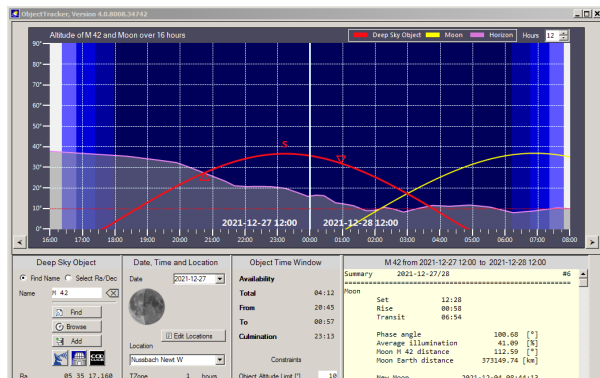
... by AAS Gahberg



Wolfgang Promper, NGC 253 (Sculptor galaxy)

ObjectTracker


I want to image M42. When does it cross the meridian? Is the Moon interfering? The ObjectTracker answers those questions. It can be started directly from the Image Browser.



The ObjectTracker panel. One can see clearly the best time for observing „my“ object. Its elevation is marked in red, yellow indicates the Moon's position, purple gives you the limit imposed by the horizon.

ObjectMarker

What does my image show? The ObjectMarker gives you the answer. Your image is sent to a plate solving server, then all known objects are marked with designations from all catalogs that had been selected before.



Labeling of known objects with designations from all catalogs selected.

How to order

You have the choice - download or USB stick:

Download: EUR 29,--

USB stick: EUR 35,-- plus shipping

Update (for owners of a previous version):

Download: EUR 19,--

USB stick: EUR 25,-- plus shipping

We participate in many astronomical meetings where you can also buy the CCD Guide.

The Club

For four decades now, the astronomy club „AAS“ (Astronomischer Arbeitskreis Salzkammergut) runs an observatory high above the Upper Austrian Attersee.

With close to 600 members, the club is one of the largest in the German speaking area. A club journal keeps the members up-to-date.

Once a year a workshop dedicated to astrophotography is held. It attracts visitors from several countries.

Weblinks

CCD Guide


www.ccdguide.com

Astronomischer Arbeitskreis Salzkammergut

www.astronomie.at

Astro-Info (Club journal)

www.astronomie.at/astro-info



Impressum

Astronomischer Arbeitskreis Salzkammergut

Head: Erwin Filimon

Sachsenstraße 2, Seewalchen, Österreich

Content: B.Hubl, A.Regl; Layout: A.Regl

Cover image: Dark nebula Barnard 175 (Cepheus)

Image taken by C. Flixeder

taken from the CCD Guide

CCD Guide



Wir denken an morgen